




かぎ針編みパターンブック

モチーフ・エジング 300

四角形／六角形／八角形／円形／三角形／エジング



CROCHET
PATTERNS BOOK
MOTIFS
EDGINGS



手軽に編めて1枚から作品になるモチーフは大人気です。
 四角形、六角形、八角形、円形、様々な形が楽しめるのももちろん、
 太い糸、細い糸、レース糸、糸を変えるだけで
 イメージと大きさががらりと変わるのも魅力の一つです。
 少しの糸や半端な糸、ほんのあき時間も無駄なく生かして、
 あなただけのオリジナル作品を楽しみましょう。
 1枚1枚編み進めるのも癒されます。



この本に関するご質問は、お電話、メールで
 書名●かぎ針編みパターンブック モチーフ・エジング300
 本のコード●NV6404
 編集担当●石原
 Tel●03-5261-5083 (平日13:00~17:00受付)
 メール●hotline@tezukuritown.com (曜日受付)
 (注)tezukuritown.comからのメールを
 受信できるように設定をお願いいたします。

手づくりを応援するホームページ
<http://www.tezukuritown.com>

Contents

四角形	4
単色/4 配色/13 レース/20	
六角形	29
単色/29 配色/37 レース/44	
八角形	55
単色/55 配色/61 レース/64	
円形	76
単色/76 配色/79 レース/82	
三角形	89
配色/89 レース/91	
エジング	94
編み方のポイントレッスン	110



この本の記号図についての説明です

ポイント1

編み方の記号図はすべて表から見た状態で表示してあります。
ほとんどのモチーフは中心から編み始め、
わに編んで1段終わるごとに引き抜き止めをして次の段に移ります。
指定以外は同じ方向(時計と反対回り)で編みます。

ポイント2

モチーフは編みためてあとからつなぐ方法と、最終段でつなぎながら編む方法があります。
つなぎながら編むモチーフは最後の辺でつなぎます。
何辺かをつなぐときは最後の辺が編み終わりにするように調節します。

ポイント3

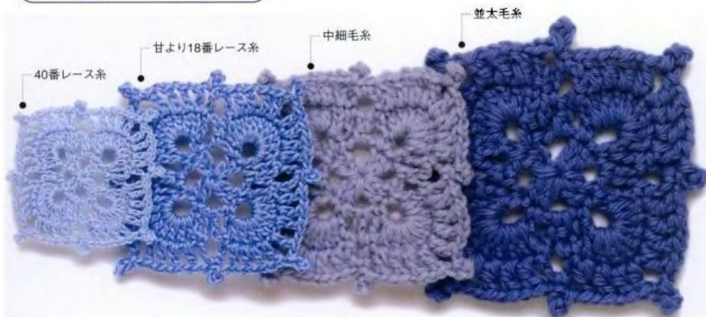
モチーフ1枚は主に実物の60%に縮小して掲載しています。
参考で使用糸のg数・長さを表示してあります。

ポイント4

糸始末は1枚編み終わるごとに終わらせると仕上がりが楽です。

糸の太さによるモチーフのサイズ

写真は実物大です





● 同じ記号図のモチーフ (no.48) も糸の太さの変化でこのようにサイズが変わります。




モチーフ

四角形のモチーフ——単色

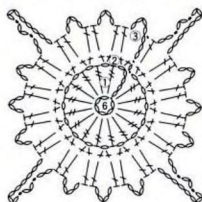
001



002




003



使用糸 001・002/40g・約112m 003/40g・約150m


004



005





006





使用糸 40g・約112m



007




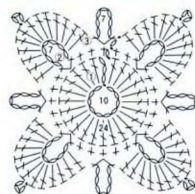
008





009



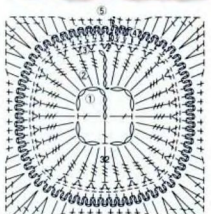
010




011



012





④ 4 段めは ③ 段めの細編みの手前1本を拾い、
⑤ 段めは ③ 段めの細編みの向こう1本を拾い、目して編む。




半目の巻きかがり

使用糸 40g・約150m




013



015




014



使用糸 40g・約150m

016



半目の巻きかがり

017



半目の巻きかがり

019


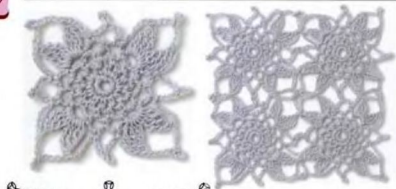
使用糸 40g・約150m



018




018



三つ巻き長編み、長々編み。
＝長編み、中長編みを未完成で
編み、順に引き抜いていく

※018・019のつなぎ方は、
9ページに掲載してあります。


019



② 3 段め、5 段めの細編みの裏引き上げ編みは、
① 段め、3 段めの編目に編む





020






使用糸 25g・約150m

021

モチーフ




022



使用糸 25g・約150m

023


モチーフ



平目の巻きかがり



024

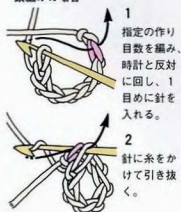


使用糸 25g・約150m

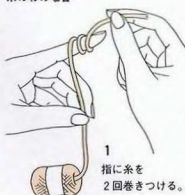


＊ わの作り目

鎖編みの場合



糸のわの場合





糸のわをはずし、長い糸を左手にかけ、交点を親指と中指で押さえる。




5 最初の目の出来上がり。1目に数えない。

025



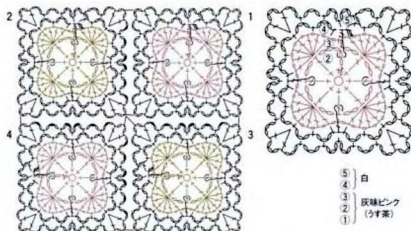
☆の引き抜きは②段目の罫2目の裏山を裏から一緒に拾う

- ④ 水色
- ③ ブルーグレー
- ①



平目の巻きかがり

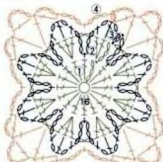
026



- ⑤ 白
- ④ 灰緑ピンク
- ③ (うす茶)
- ②
- ①



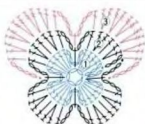
027




- ④ うすいオレンジ
- ③ オリーブグリーン
- ② 黒茶色
- ①



028



③ ピンク
② 藤色
① 水色




029

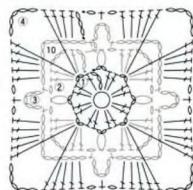
④ 金茶
②・③ からし色
① 草色



030



④ ライトグレー
③ 白
② 白
① ライトグレー



使用糸 40g・約142m

＊糸のわでの編み始め

1 立ち上がりの鎖1目を編む。



2 わの中にかぎ針を入れて糸を引き出し、糸をかけて引き抜く。



3 細編みを指定目数編み、糸端を少し引っ張る。



4 内側のわを矢印の方向に引っ張ってわを締める。




5 糸端を引っ張ってしめる。



6 段の終わりは1目めの細編みの頭に引き抜く。




031




半目の巻きかがり



032

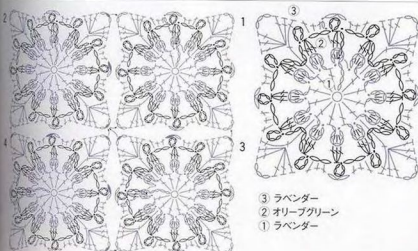


半目の巻きかがり



- 4) 濃い青
- 3) グレー
- 2) 濃い青
- 1) ライトグレー

033

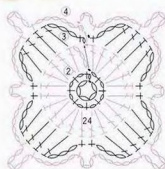
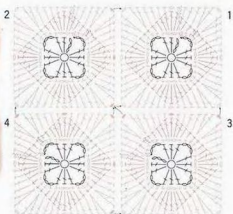


- 3) ラベンダー
- 2) オリーブグリーン
- 1) ラベンダー

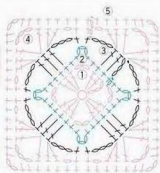




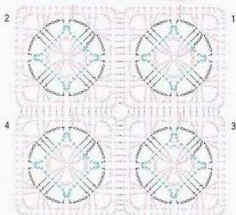
- 4 サーモンピンク
3 にぶピンク
2 サーモンピンク
1 緑



- 4 ピンク
3 オフホワイト
2 ピンク
1 オフホワイト



- 5 にぶピンク
4 にぶピンク
3 モスグリーン
2 空色
1 にぶピンク


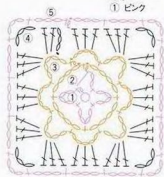


半目の巻きかがり



使用糸 40g・約160m



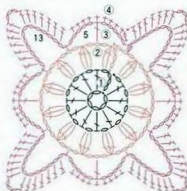
- 5 ピンク
4 グリーン
3 ゴールド
2 ゴールド
1 ピンク



038



039




- 4 } ローズピンク
3 } サーモンピンク
2 } サーモンピンク
1 } オフホワイト



使用糸 40g・約160m

040

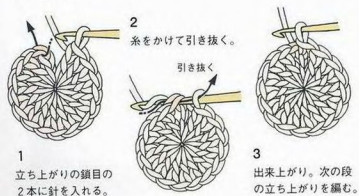


041

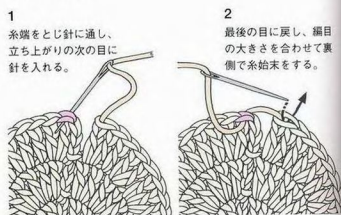


使用糸 25g・約127m

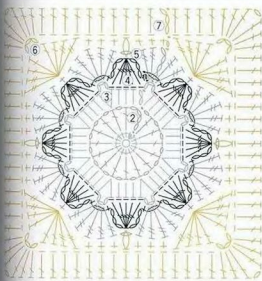
＊ 段の終わり



＊ 1枚の終わり




042




- 7) 灰味うす茶
6) グレー
5) 白
4) ライトグレー
2) グレー
1) ライトグレー



043

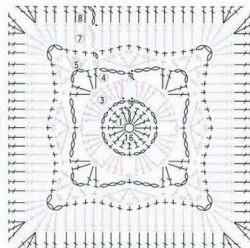



半目の巻きかがり




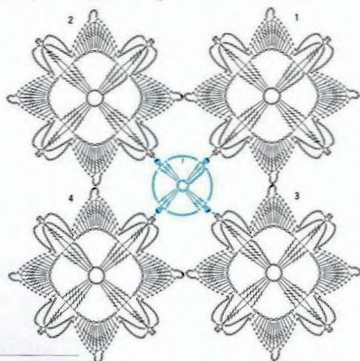
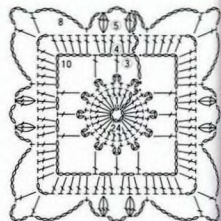
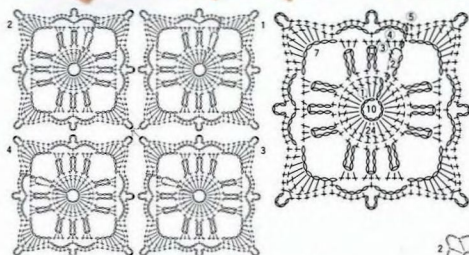


半目の巻きかがり

- 8) シルバーグレー
7) ピンク
6) シルバーグレー
5) ピンク
4) シルバーグレー
3) ピンク
2) シルバーグレー
1) シルバーグレー




使用糸 25g・約127m




044




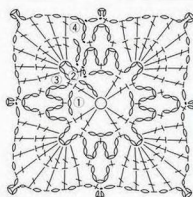
046





使用糸 50g・約218m






048





049



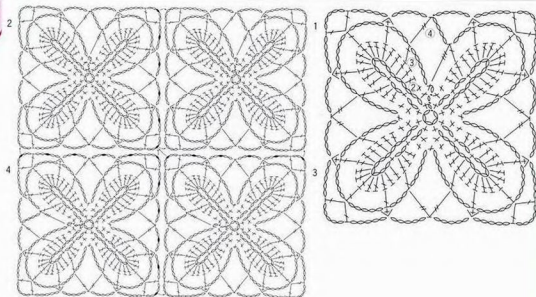
053




054






055



056


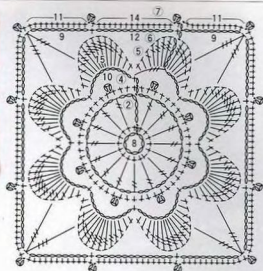



059




使用糸 055/25g・約145m 056/25g・約160m



057



058



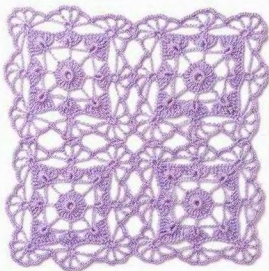
059







※記号図は24ページに掲載
してあります。

使用糸 20g・約160m

060




061


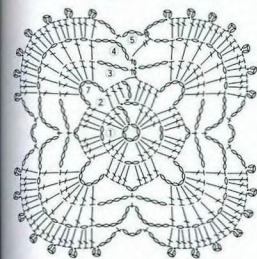


使用糸 25g・約160m



062



063





065

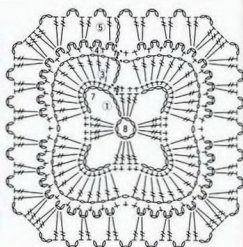


使用糸 25g・約160m

064



065

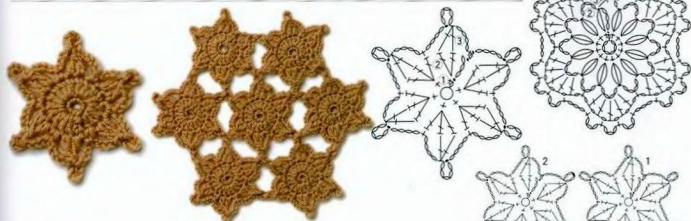


※つなぎ方は27ページに掲載してあります。


066



067


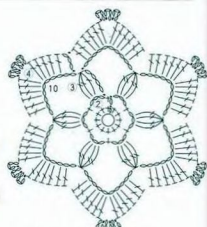



068






使用糸 40g・約142m

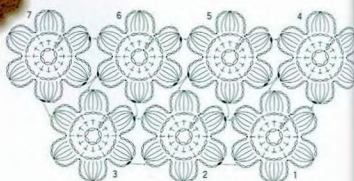
069



070




071





使用糸 069・070/40g・約150m 071/40g・約142m





072



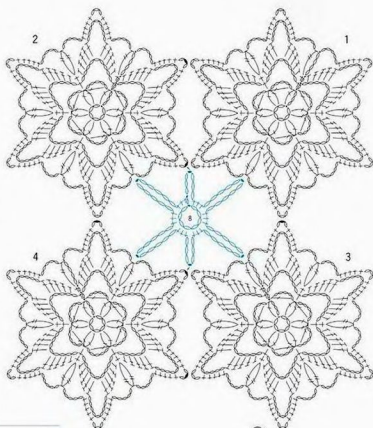


073




使用糸 40g・約150m



076






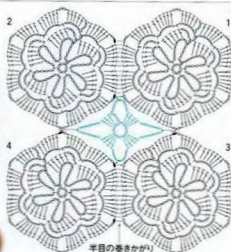
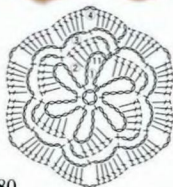
077




使用糸 25g・約105m


078

079



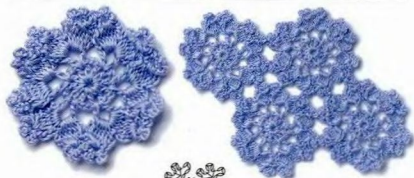



080







082





使用糸 25g・約155m

083

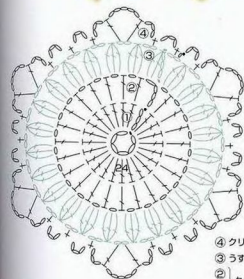



084



使用糸 25g・約155m

085




- ④ クリーム色
- ③ うす青緑 (うす茶)
- ②
- ① クリーム色

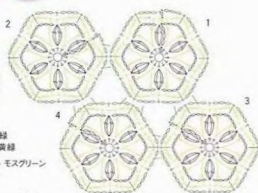
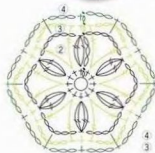
086



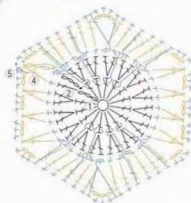
- ⑤ うす青緑
- ④
- ③
- ② クリーム色
- ①



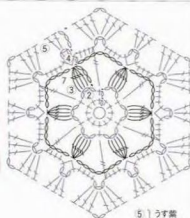
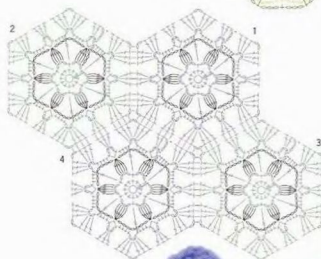
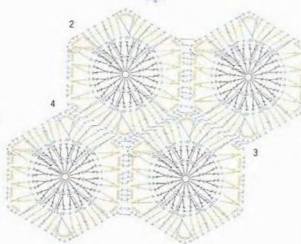
使用糸 40g・約150m



4 緑
3 黄緑
2 モスグリーン
1




5 に近い
4 カーキ色
3 に近い
2
1 白



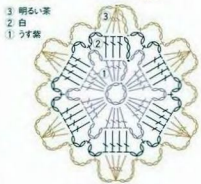
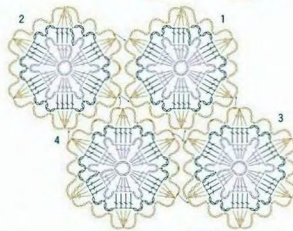
5 うす紫
4 うす緑
3 アイボリー
2 うす紫
1 うす緑

090

091

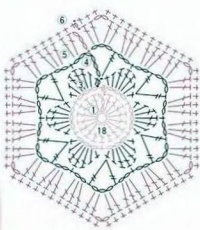


4 若竹色
2 赤茶
1 オレンジ色

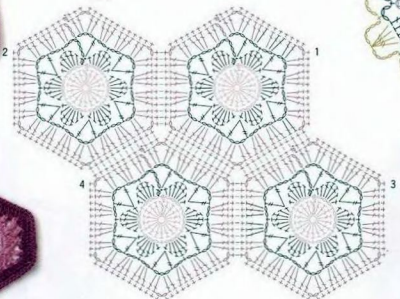



3 明るい茶
2 白
1 うす紫

092

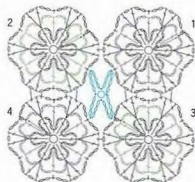


6 赤紫
5 赤
4 ピンク
3 2
1 うす赤紫






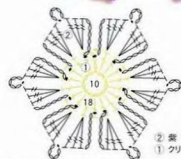

③ クリーム色
② 茶色(緑色)
① クリーム色



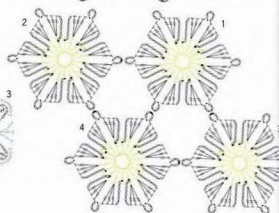
使用糸 40g・約180m



③ にびい青
② ライトグレー
①

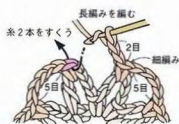


② 紫
① クリーム色



＊ ネット編みの段の移り方

1
編み終わりは鎖2目を編み、
始めの細編みに長編みを編む。



2
出来上がり。



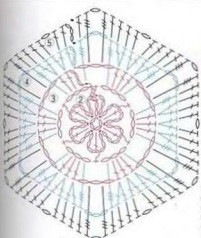
3
次の段は鎖1目で立ち上がり、
前段の長編みを束にすくって
細編み1目を編む。




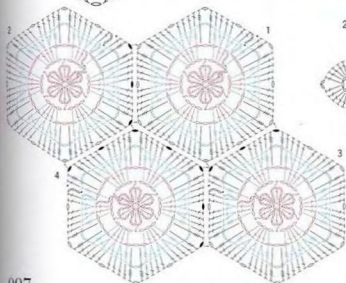
4
出来上がり。次のネットを編む。



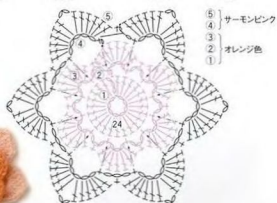
096



5 コーヒーブラウン
4 水色
3 赤紫
2 赤
1



097



5 サーモンピンク
4
3
2 オレンジ色
1

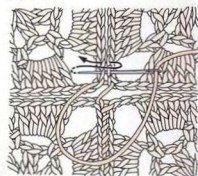
使用糸 40g・約180m

※半目の巻きかがりですなぐ

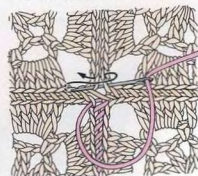
1
モチーフは突き合わせにして半目ずつをすくってかがる。

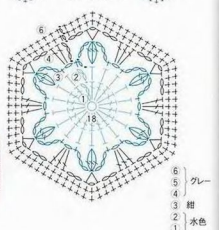
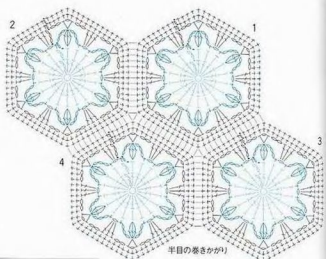



2
次のモチーフもかがり糸を切らずに続けてかがる。



3
横方向も同じ要領でかがる。4枚の交点には×に糸が渡る。





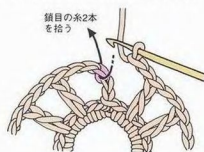
使用糸 40g・約180m

＊ 配色糸の替え方

編み続ける方法

1

段の編み終わりは鎖目の2本をすくう。



2

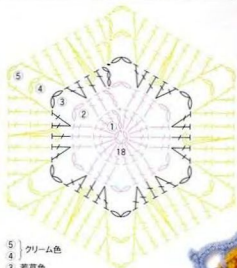
地糸、配色糸とも針にかけ、
配色糸のみ引き抜く。




3

次の段の編み終わりは2と同じ要領で、
前段の地糸を引き上げて引き抜く。






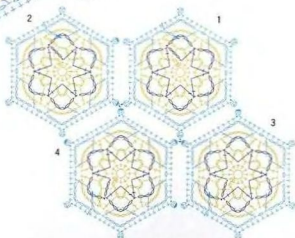
- 5 | クリーム色
4 | 若草色
3 | 若草色
2 | ピンク
1 | ピンク



半目の巻きかがり

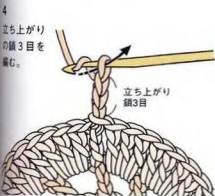


- 6 | 水色
5 | からし色
4 | からし色
3 | 桃色
2 | からし色
1 | からし色

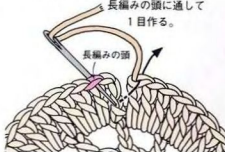


使用糸 40g・約180m

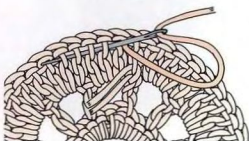
糸を切って替える方法





- 1 編み終わりの糸端をとり針に通し、
長編みの頭に通して
1目作る。





- 2 裏側で2〜3cm編目にくぐらせて糸始末をする。

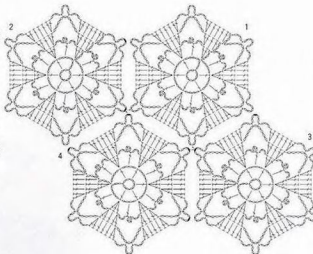



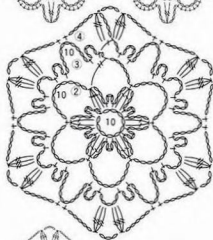
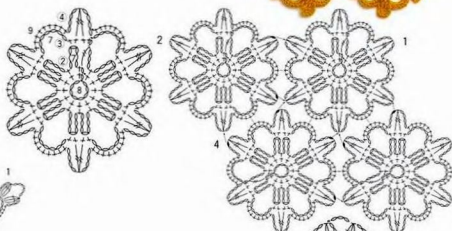
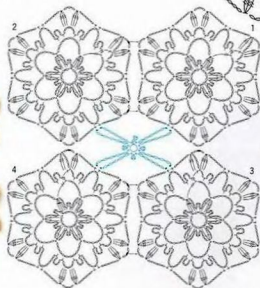
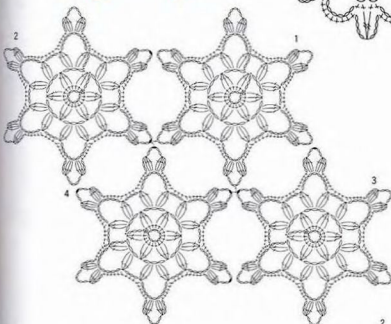



103

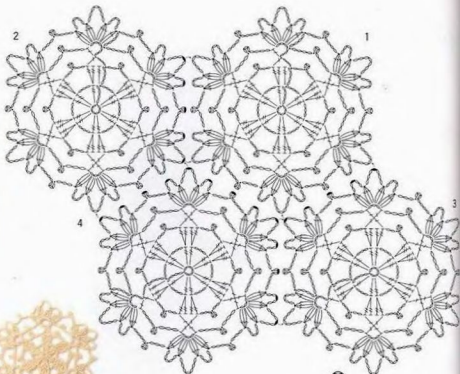


104

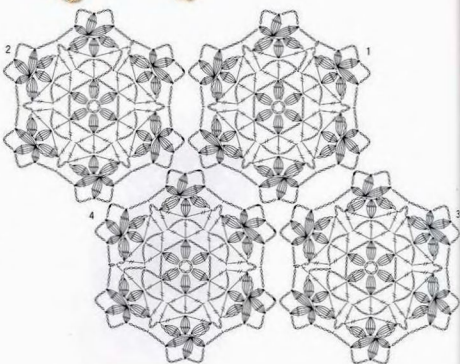







108

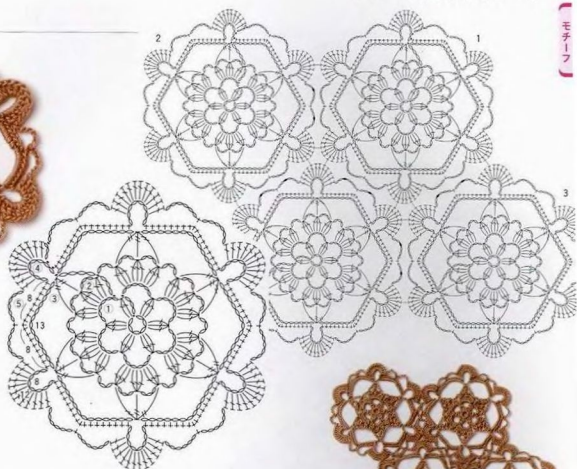


109


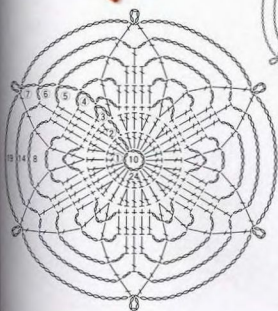




使用糸 50g・約218m





110




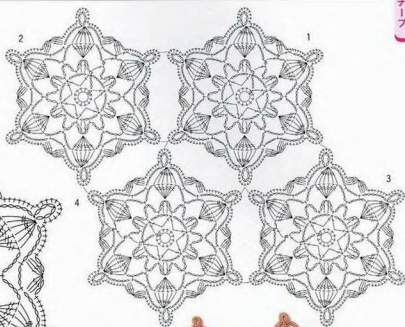
111




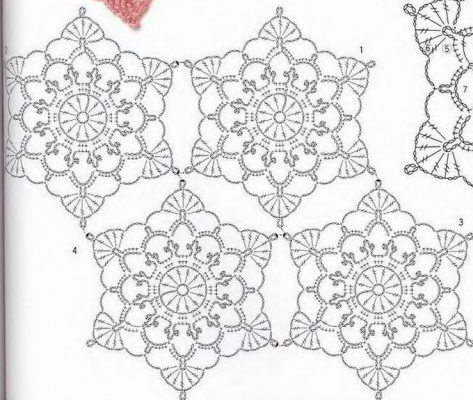

使用糸 50g・約218m




114



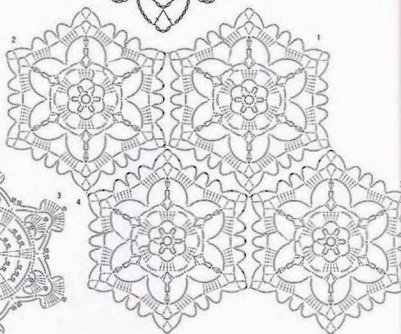

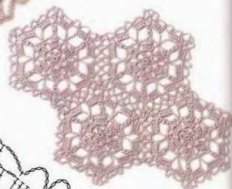
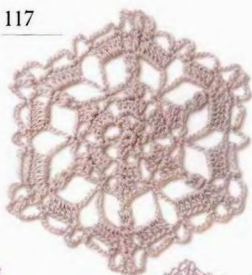
115

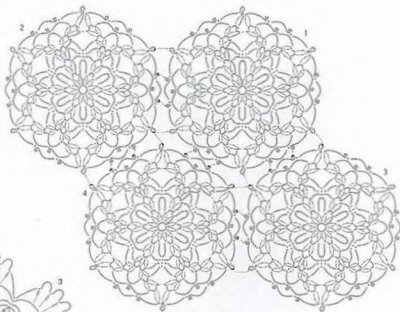







116




117

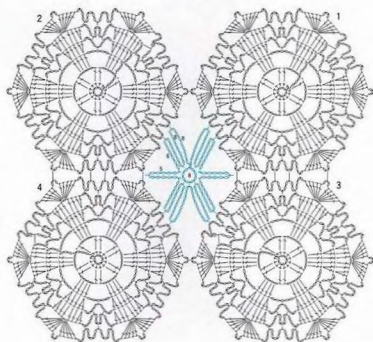
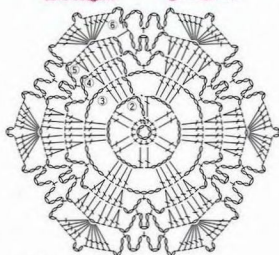





120

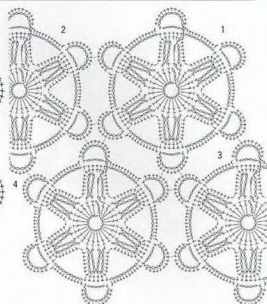



121





使用糸 25g・約145m



122





123




使用糸 25g・約145m




125



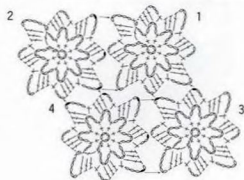
126



127



128




129

モチーフ




130




131




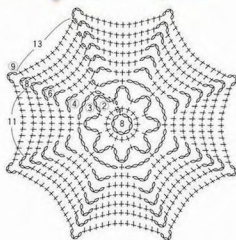


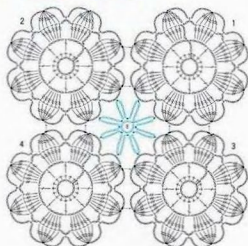

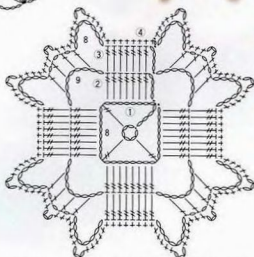
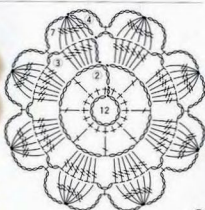
132



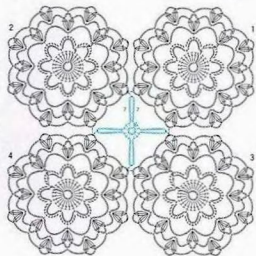

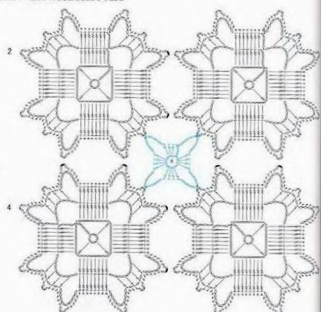






※132のつなぎ方は、56ページに掲載してあります。

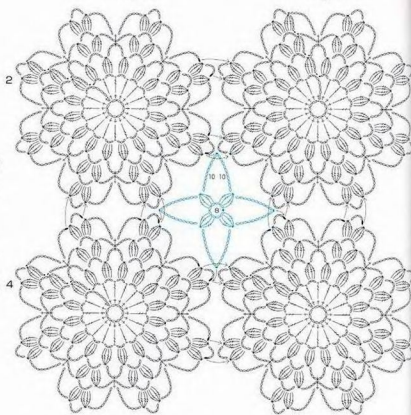
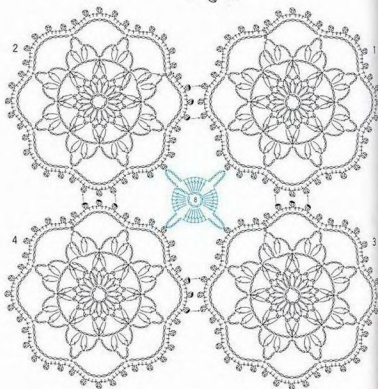







① 段めの長々編みと③段めの長編みは鎖半目と裏山を拾って編む





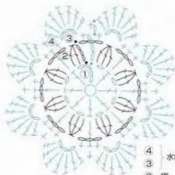




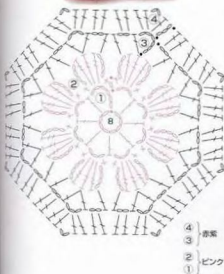

3 明るい茶
2 若草色
1 黄



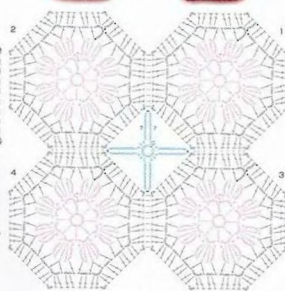
半目の巻きかがり



4 水色
3 水色
2 紺
1 水色



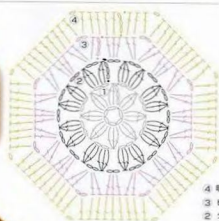
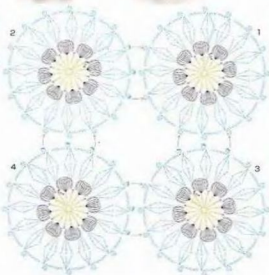
4 赤茶
3 ピンク
2 ピンク
1 ピンク




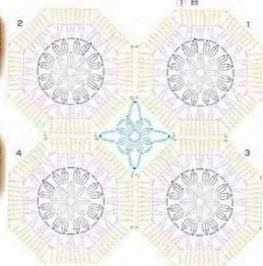
半目の巻きかがり

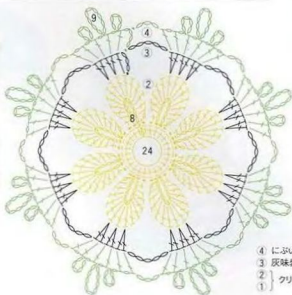


- 4 明るい青
3 灰緑系
2 灰緑系
1 からし色




- 4 明るい茶
3 ピンク
2 グレー
1 白







- 4 にぶい緑
3 灰味紫
2 クリーム色
1



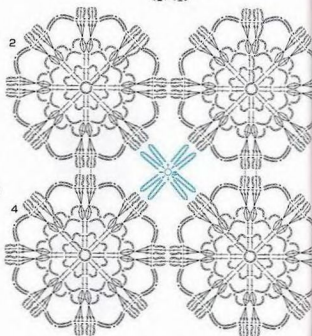
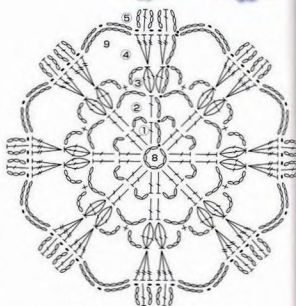






149





- 4 茶色
3
2 にぶい緑
1







使用糸 40g・約215m







153



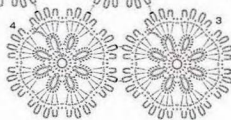
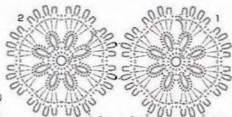
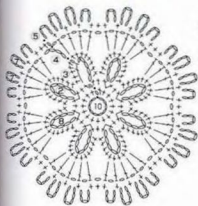

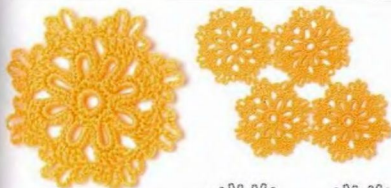


156



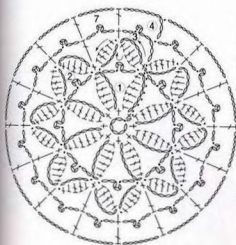


モチーフ



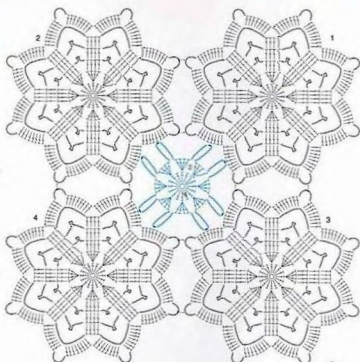



157



158



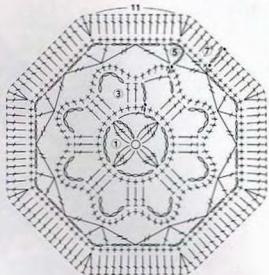
使用糸 50g・約218m




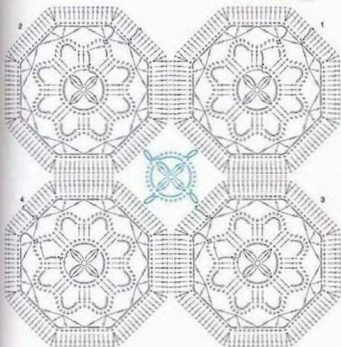
※つなぎ方は69ページに掲載してあります。

使用糸 50g・約218m


162



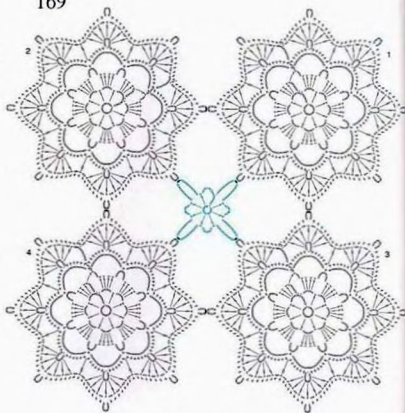

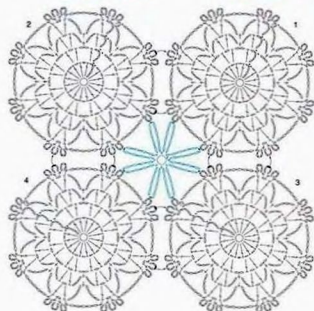

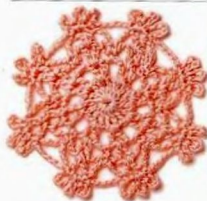

163

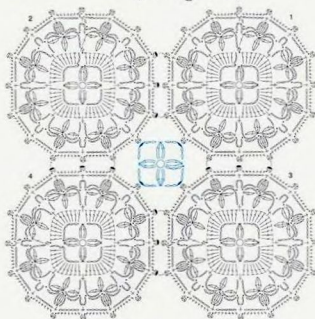

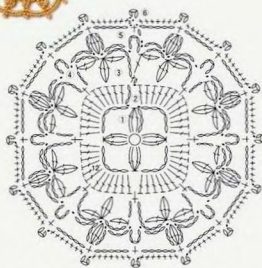


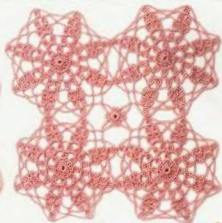



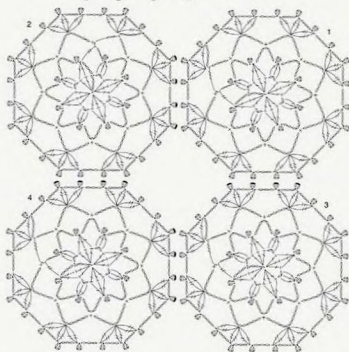

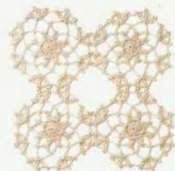
161



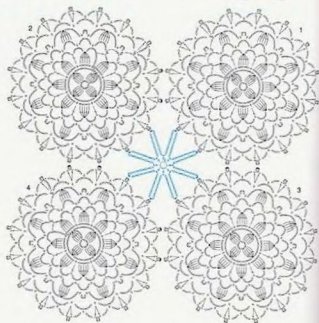

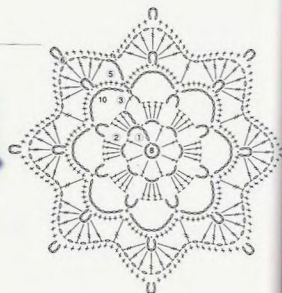
使用糸 25g・約150m








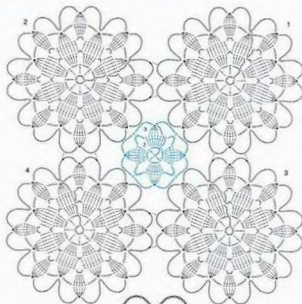


※つなぎ方は70ページに掲載してあります。





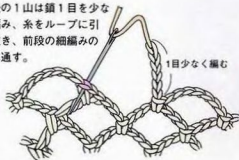
172



使用糸 171/25g・約150m 172/25g・約160m

＊ ネット編みの編み終わりの始末

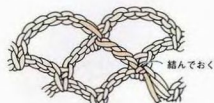
1
最後の1山は鎖1目を少なく編み、糸をループに引き抜き、前段の細編みの頭に通す。






2
1山の最後の目に戻す。






3
裏側で鎖の裏山に2、3回からげて端を結ぶ。



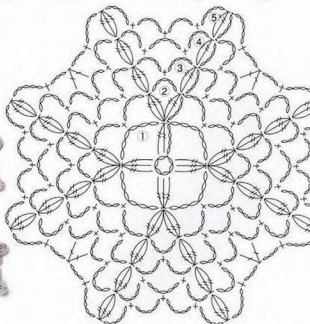

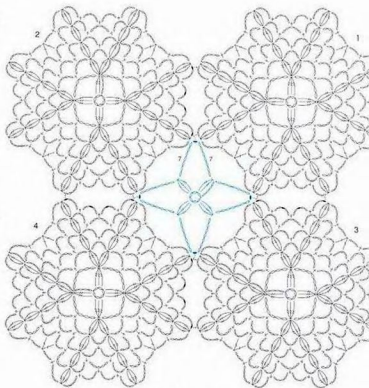



173





174




使用糸 25g・約160m





177




178







179





182



183



184




※つなぎ方は79ページに掲載してあります。

使用糸 182・183/50g・約205m 184/40g・約150m


185




186



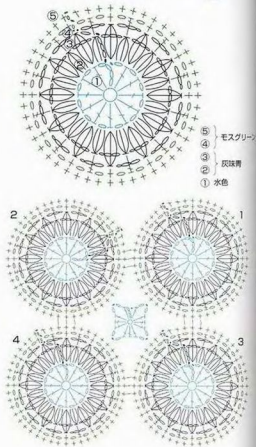

184



使用糸 50g・約205m




- 6 金茶
5
4 草色
3
2 ページュ
1



- 5 モスグリーン
4 灰味青
3 灰味青
2 水色
1 水色




- ⑤ 赤紫
④ うす紫
③ ピンク
②
① ベージュ



190




- ⑦ 明る
⑥ うす
⑤
④
③
②
①




使用糸 40g・約150m




191



192

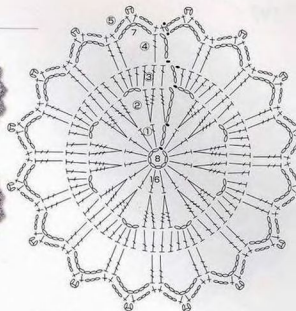



193


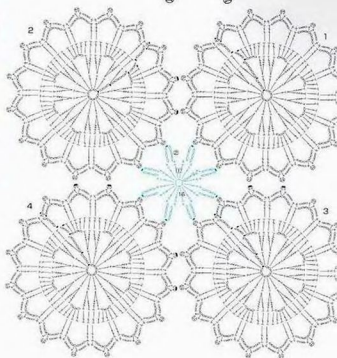


使用糸 25g・約157m


194



195










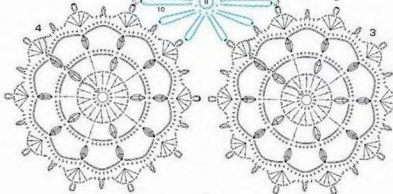
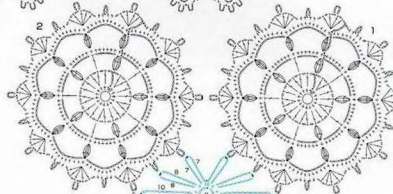




196

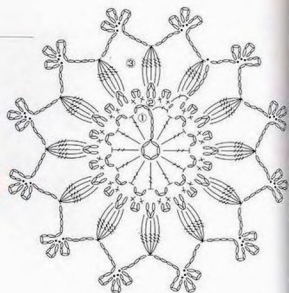


※つなぎ方は77ページに掲載
してあります。





使用糸 25g・約157m









203

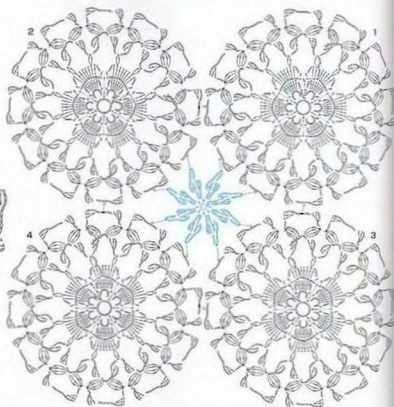



204



205





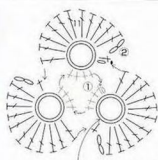
207



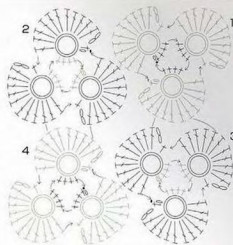
※つなぎ方は89ページに掲載してあります。

使用糸 50g・約218m


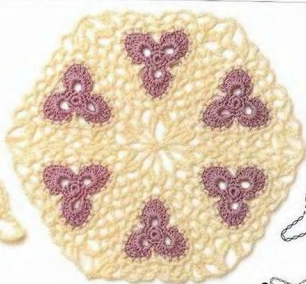
208



外径8mmのニットリング
② 白(灰味うす緑)
① 灰味うす緑(白)




209




⑥ クリーム色
⑤ ④
③ ラベンダー
② ①

207

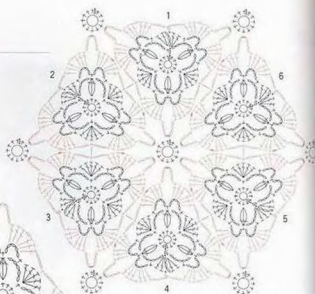


210

モチーフ



4 にジビシク
3 シルバーグレー
2
1



先に輪の小さいモチーフを編んでおく

211

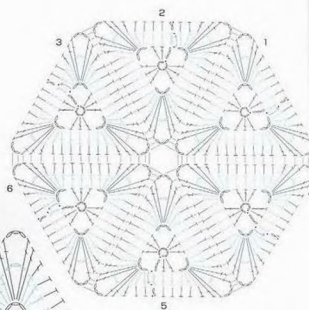


半目の巻きかがり



6 既編み
5 (空編うす線)
4
3
2
1 既編みうす線 (既編み)

212

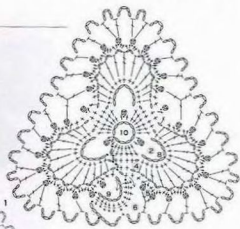


半目の巻きかがり


3 グレー
2 水色
1 グレー

使用糸 25g・約100m


213



214




215



使用糸 25g・約150m

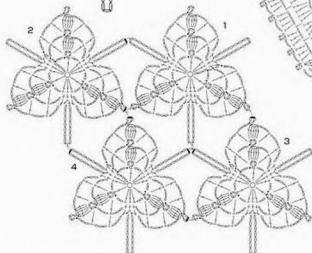
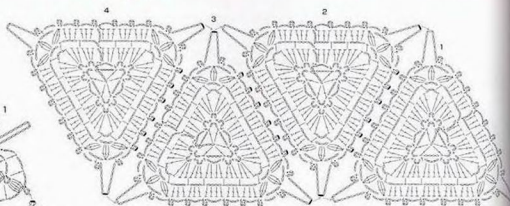
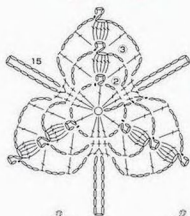
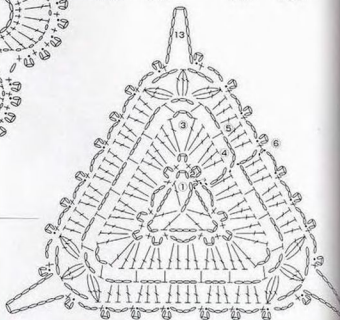
216




217



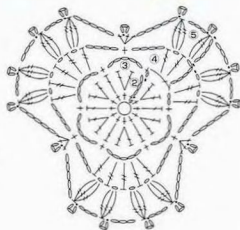

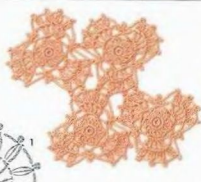
218




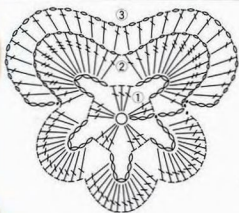
使用糸 25g・約150m



220



221

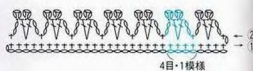


使用糸 25g・約150m

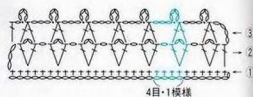
エジンガ

※写真はすべて実物の80%に縮小してあります

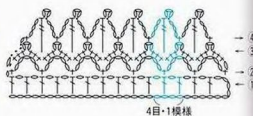
222



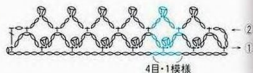
223



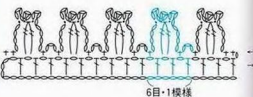
224



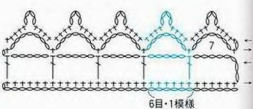
225



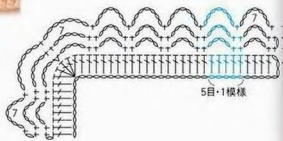
226



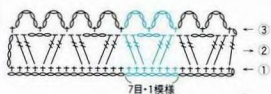
227



228



使用糸 25g・約105m



230



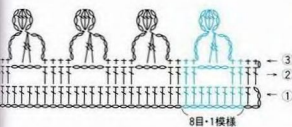
231



232



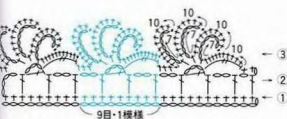
233




234



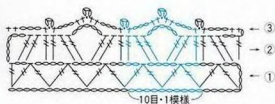
235



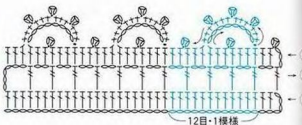
236




237



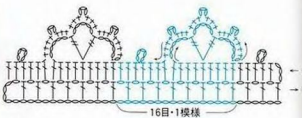
238



239




240



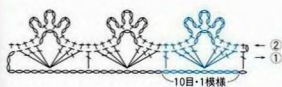

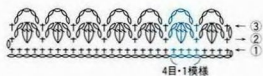
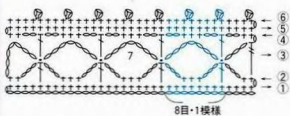
241



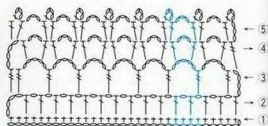
242



使用糸 236～240/50g・約218m 241・242/40g・約240m

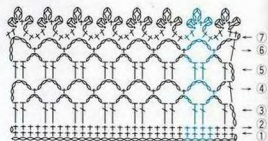


251



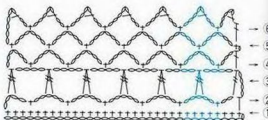
4目・1模様

252



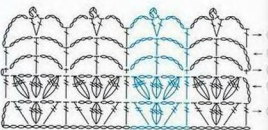
4目・1模様

253



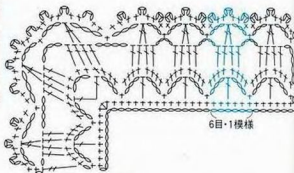
5目・1模様

254




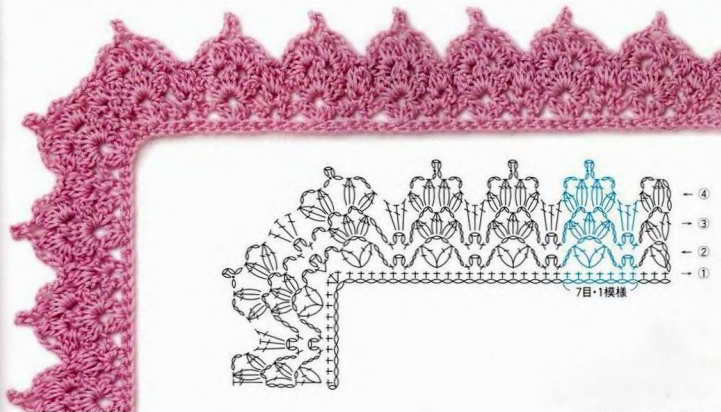
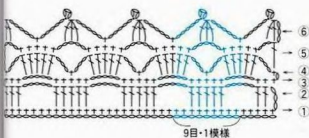
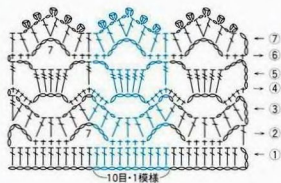
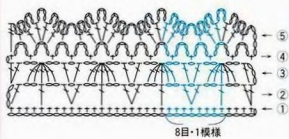
8目・1模様

255

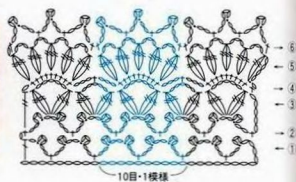


6目・1模様

使用糸 25g・約107m



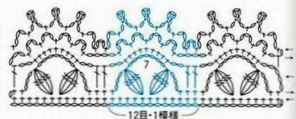
260



261



262



263



264



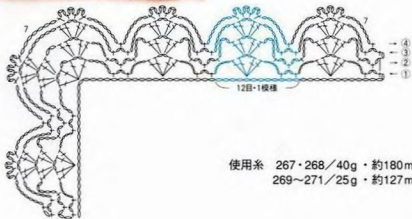
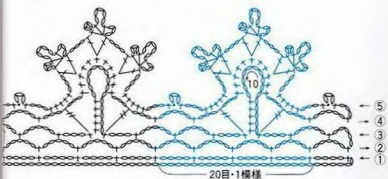

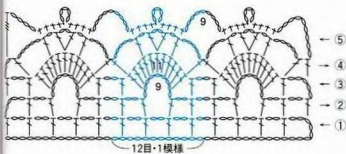
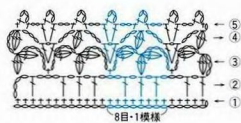
265



266



使用糸 260~264/25g・約127m 265・266/40g・約180m




使用糸 267・268/40g・約180m
269~271/25g・約127m

272



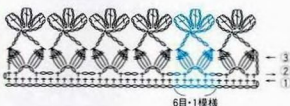
273



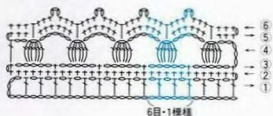
274



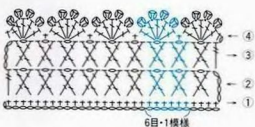
275



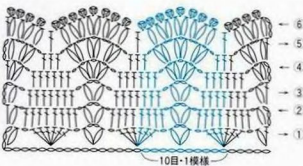
276



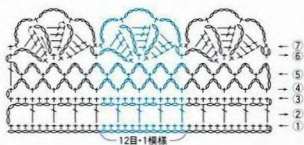
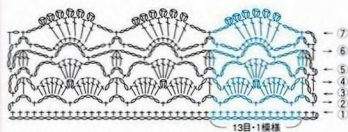
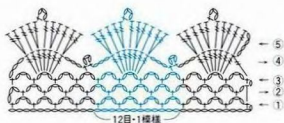
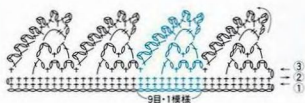
277



278



使用糸 272~276/40g・約180m 277・278/40g・約240m



286




288




290



287





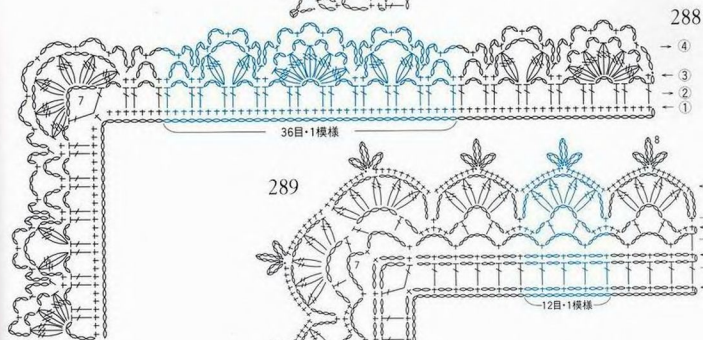
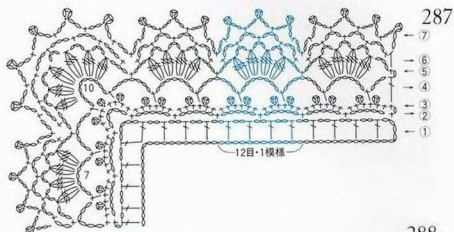
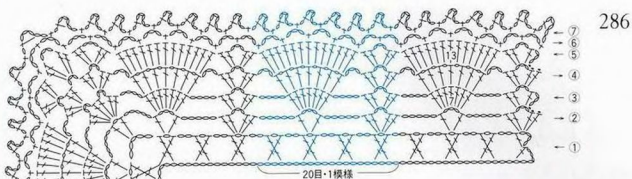
289



291



使用糸 25g・約142m



292




294



296



293



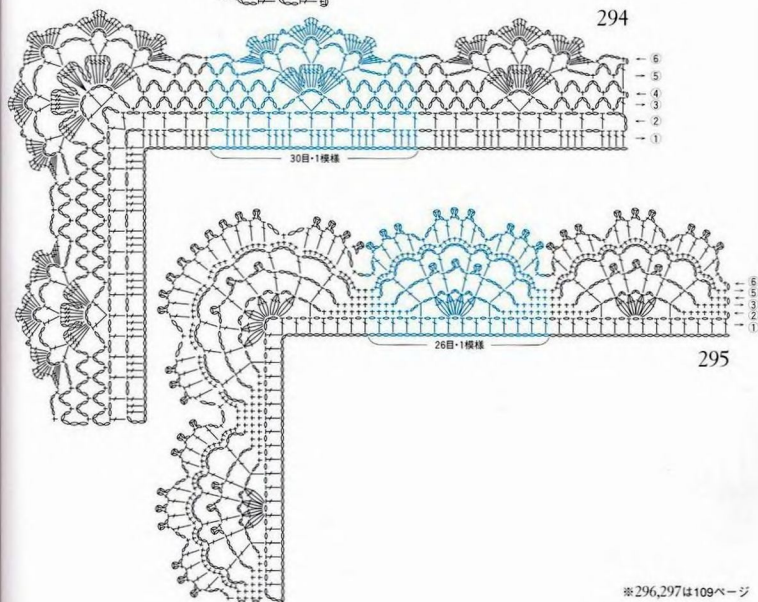
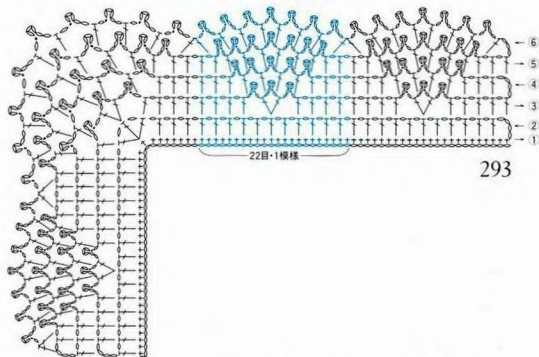
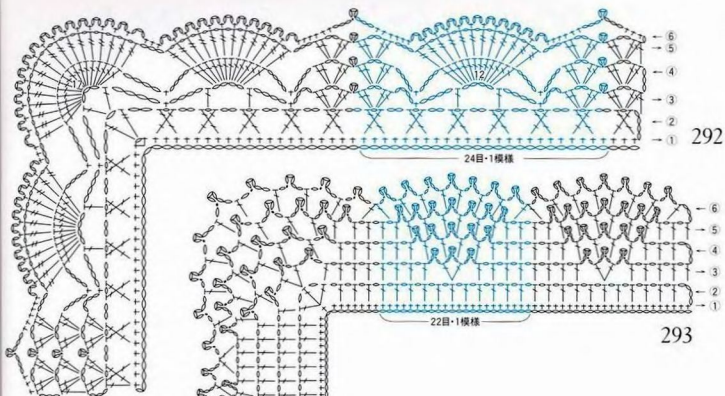
295




297




使用糸 25g・約155m
293のみ/25g・約142m



298



299

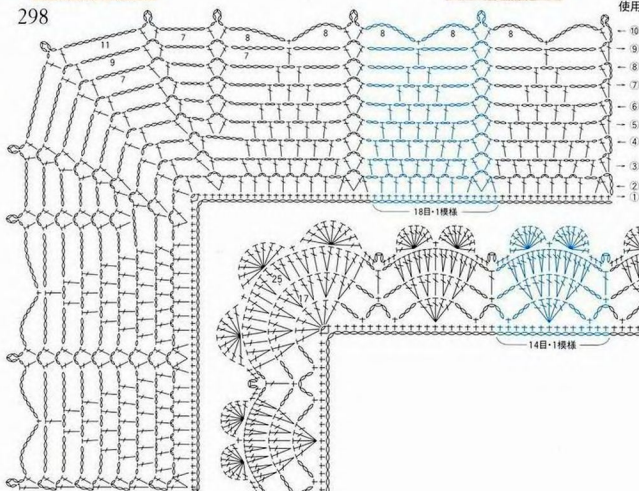


300


※ 300は109ページ

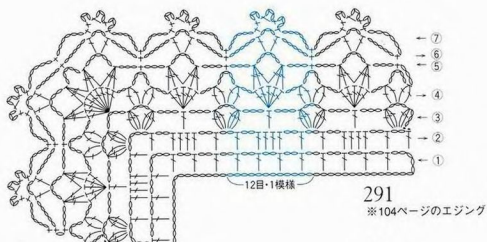
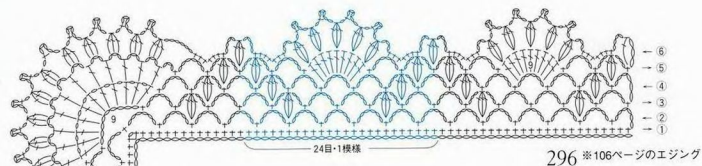
使用糸 25g・約155m

298

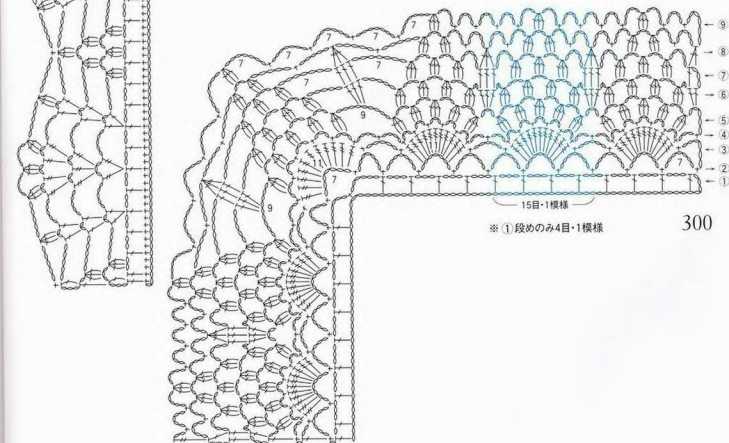
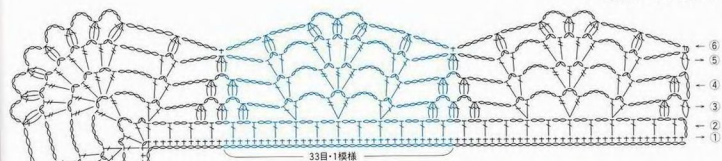


299





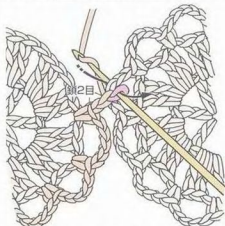
297
※106ページのエッジング



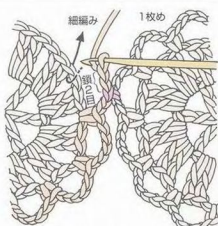
POINT LESSON

モチーフつなぎのポイントレッスン

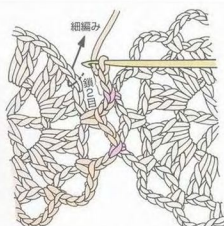
編み終わり(引き抜き編み)でつなぐ



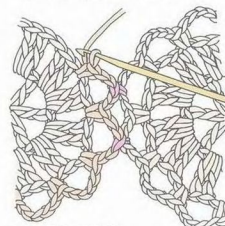
- 1 ネット編み鎖の中央で相手モチーフのネットの山に針を入れて糸をかけ、



- 2 引き抜く。残りの鎖を編む。

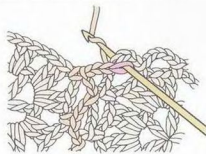


- 3 2山めも1, 2と同じように引き抜いて編む。



- 4 元のモチーフに戻る。

引き抜き編みで4枚をつなぐ




- 1 2枚めを1枚めに編みつける。



- 2 2枚めも元に戻って編む。



- 3 3枚めもネット編み鎖の中央で、2枚めの引き抜き編みの足2本に針を入れて引き抜く。

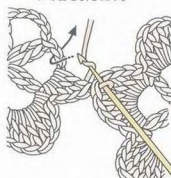


- 4 4枚めも3と同じように、2枚めの引き抜き編みの足2本に針を入れて引き抜く。

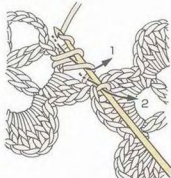
編み終わり(長編み1目)でつなぐ



- 1 花びらの中心の1目を一旦針からはずし、相手の中心の目に針を入れて目を引き出す。



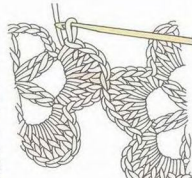
- 2 次の目は針に糸をかけて山に針を入れ、



- 3 長編みを編む。

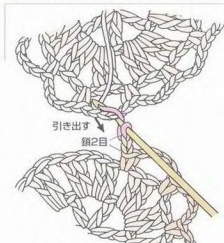


- 4 元に戻って続ける。

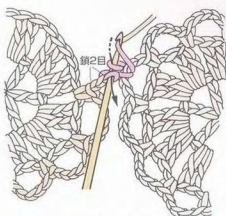


- 5 出来上がり

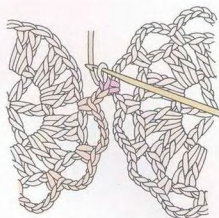
編み終わり(細編み)でつなぐ



- 1 ネット編み鎖の中央で相手モチーフのネットの山に裏から針を入れて糸をかけ、引き出す。

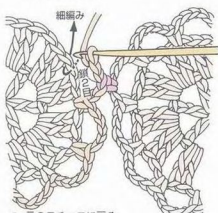


- 2 もう一度糸をかけて引き抜く。

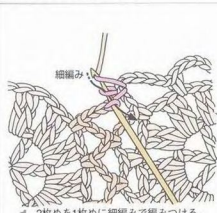


- 3 細編みの出来上がり。

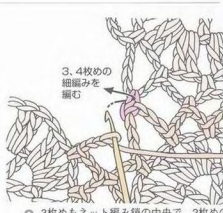
細編みで4枚をつなぐ



- 4 元のモチーフに戻る。

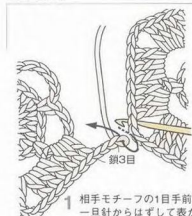


- 1 2枚めを1枚めに細編みで編みつける。

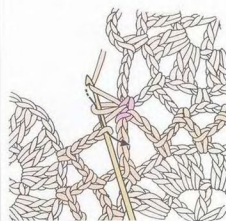


- 2 3枚めもネット編み鎖の中央で、2枚めの細編みの足2本に針を入れて、

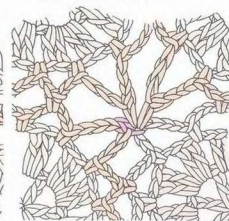
編み終わり(長編み全目)でつなぐ



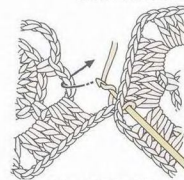
- 1 相手モチーフの1目手前に、一旦針からはずして表から針を入れて目を引き出す。



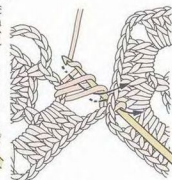
- 3 もう一度糸をかけて引き抜く。



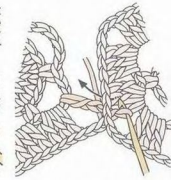
- 4 4枚めも3と同じように、2枚めの細編みの足2本に針を入れて細編みを編む。



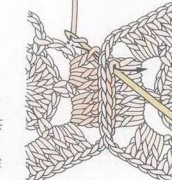
- 2 相手モチーフの長編みの頭に針を入れて糸をかけ、2枚めの山に入れる。



- 3 長編みを編む。



- 4 2目めも2、3を繰り返す。



- 5 最後の長編みの目も相手の頭に針を入れて編む。



ISBN978-4-529-04233-8
C5077 ¥2000E



9784529042338

定価 本体2,000円

※消費税が別に加算されます。

NV6404



1925077020005

モチーフ・エジング300

CROCHET PATTERNS BOOK MOTIFS EDGINGS

日本ヴォーグ社



かぎ針編みパターンブック

モチーフ・エジング300

発行日/2006年9月9日第1刷

2007年12月16日第8刷

発行人/瀬戸俊昭 編集人/小林和江

発行所/株式会社日本ヴォーグ社

〒162-8705 東京都新宿区市谷本村町3-2

TEL 東京/03-5261-5081 編集/03-5261-508

編集/00170-4-987

出版発注センター/TEL 048-480-3322 FAX 048-482-292

印刷所/大日本印刷株式会社

Printed in Japan © N Seto 200